

**SWAN VALLEY SCHOOL DISTRICT
SCHOOL CALENDAR
2016-17**

Approved 10/24/2015
Revised 04/14/2016

M T W TH F

AUGUST

| | | | | |
|----|----|----|--|--|
| | | | | |
| 29 | 30 | 31 | | |

SEPTEMBER

| | | | | |
|----|----|----|----|----|
| | | | 1 | 2 |
| 5 | 6 | 7 | 8 | 9 |
| 12 | 13 | 14 | 15 | 16 |
| 19 | 20 | 21 | 22 | 23 |
| 26 | 27 | 28 | 29 | 30 |

{18}

OCTOBER

| | | | | |
|----|----|----|----|----|
| 3 | 4 | 5 | 6 | 7 |
| 10 | 11 | 12 | 13 | 14 |
| 17 | 18 | 19 | 20 | 21 |
| 24 | 25 | 26 | 27 | 28 |
| 31 | | | | |

{21}

NOVEMBER

| | | | | |
|----|----|----|----|----|
| | 1 | 2 | 3 | 4 |
| 7 | 8 | 9 | 10 | 11 |
| 14 | 15 | 16 | 17 | 18 |
| 21 | 22 | 23 | 24 | 25 |
| 28 | 29 | 30 | | |

{19}

DECEMBER

| | | | | |
|----|----|----|----|----|
| | | | 1 | 2 |
| 5 | 6 | 7 | 8 | 9 |
| 12 | 13 | 14 | 15 | 16 |
| 19 | 20 | 21 | 22 | 23 |
| 26 | 27 | 28 | 29 | 30 |

{15}

M T W TH F

JANUARY

| | | | | |
|----|----|----|----|----|
| 2 | 3 | 4 | 5 | 6 |
| 9 | 10 | 11 | 12 | 13 |
| 16 | 17 | 18 | 19 | 20 |
| 23 | 24 | 25 | 26 | 27 |
| 30 | 31 | | | |

{19}

FEBRUARY

| | | | | |
|----|----|----|----|-----|
| | | 1 | 2 | 3 |
| 6 | 7 | 8 | 9 | 10 |
| 13 | 14 | 15 | 16 | 17* |
| 20 | 21 | 22 | 23 | 24 |
| 27 | 28 | | | |

{19}

MARCH

| | | | | |
|----|----|----|----|----|
| | | 1 | 2 | 3 |
| 6 | 7 | 8 | 9 | 10 |
| 13 | 14 | 15 | 16 | 17 |
| 20 | 21 | 22 | 23 | 24 |
| 27 | 28 | 29 | 30 | 31 |

{18}

APRIL

| | | | | |
|----|----|----|----|----|
| | | | | |
| 3 | 4 | 5 | 6 | 7 |
| 10 | 11 | 12 | 13 | 14 |
| 17 | 18 | 19 | 20 | 21 |
| 24 | 25 | 26 | 27 | 28 |

{19}

MAY


| | | | | |
|----|----|----|----|----|
| 1 | 2 | 3 | 4 | 5 |
| 8 | 9 | 10 | 11 | 12 |
| 15 | 16 | 17 | 18 | 19 |
| 22 | 23 | 24 | 25 | 26 |
| 29 | 30 | 31 | | |

{22}



JUNE

| | | | | |
|----|----|----|----|---|
| | | | 1 | 2 |
| 5 | 6 | 7 | 8 | 9 |
| 12 | 13 | 14 | 15 | |

{10}

 **NO SCHOOL**

 **180** STUDENT DAYS

 **81** 1ST SEMESTER
 **99** 2ND SEMESTER

 **3** **TEACHER WORKDAYS**

 **1** **1/2 TEACHER WORK DAY**

 **5**
*

 **INSERVICE (full day)**

Recommended county wide insvc

188.5 teacher work days